



# THE R CABINET

---



## DISTINCTIVE FEATURES

- Heavy-duty construction with 400 lb. load capacity per drawer
- Includes welded reinforcements to provide rigidity and sturdiness to the housing
- Stylish, distinctive and timeless design
- Lifetime warranty on the drawer sliding system
- Choose from 20 colors to match your image
- Made in North America

OPTIMIZED STORAGE SPACE: STORE MORE, MORE EFFECTIVELY



RSAAE-4403

# THE R CABINET

## IDEAL FOR A RANGE OF ENVIRONMENTS

### SERVICE COUNTERS



### TOOL BOXES



### WORKBENCHES



Rousseau's modular cabinets boast a heavy-duty and distinct design that is ideal for all environments. They are market-leading products thanks to the wide range of dimensions and accessories available, their modular design and, above all, their durability. This is why we proudly offer a lifetime warranty on the drawer sliding system.

## THE R CABINET HEAVY-DUTY, VERSATILE, RELIABLE AND DURABLE

You will love the distinctive design and impressive versatility of the R cabinet. Whether you need just one unit or one hundred, our specialists will help you build your ideal configuration.

With a choice of stationary or mobile, countless housing and drawer dimensions, different work surfaces and a wide variety of partitioning accessories, your cabinet will be your perfect work partner.



## MULTIPLE CONFIGURATIONS

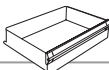
- Mobile
- Stationary
- Side-by-side
- Stacked
- Back-to-back



**SPECIFICATIONS**



400 lb./drawer  
100% extension



3", 4", 5", 6", 7",  
8", 9", 10", 12", 14"



18"\*, 24", 30",  
36", 48", 54", 60"



\*\* 18", 21",  
24", 27"



28", 30", 34",  
38", 44"\*, 58"\*

\* Not available for mobile versions \*\* Certain restrictions apply to width-depth combinations.

**POWER FEED PANELS**

Air connections, USB ports, phone jacks and power outlets



**WORK SURFACE TYPES**



Stainless steel



Laminated  
hardwood



Laminate



Painted steel




Steel and rubber

**COMPUTER STAND**


Stands available for laptops, tablets, monitors, and keyboard and mouse




**DRAWER ACCESSORIES**




PVC drawer liner




Foam for tools




Protective foam



Partitions and  
dividers



Plastic bins



Groove tray

**SECURITY SYSTEMS**




**Central locking**  
Lock all drawers  
with one turn of  
the key



**Electronic lock**  
Secure keyless  
locking



**Lock-in mechanism**  
Prevents drawers  
from opening acci-  
dentally



**Drawer lock**  
Individual drawer  
locking



**Vertical security bar**  
Choice of key lock  
or safety hasp



**Lock-out mechanism**  
Holds drawers in an  
open position



RSXHGC-1056

RSXHGC-1054

**RECESSED BASE**

Raises the cabinet by 2" or 4"  
(stainless/painted steel)

**FORKLIFT BASE**

For moving the cabinet with a  
forklift or pallet truck

**MOBILITY**

Various high-quality casters available



**DID YOU KNOW?**

One of Rousseau's biggest strengths is our wide range of color options. Choose from 20 standard colors.



Classic Blue	Avalanche Blue	Everest Blue	Midnight Blue	Glossy Sapphire Blue	Glossy EverGreen	Glossy Yellow	Sienna Orange	Flame Red	Glossy Carmine Red	Glossy Cranberry Red	White	Beige	Frost White	Light Gray	Modern Gray	Charcoal Gray	Glossy Black	Black	Glossy Carbon Black
052	055	051	057	560	1025	208	085	081	806	815	616	041	061	071	745	072	902	091	741



## HERE ARE SOME SOLUTIONS

Go to [rousseau.com](http://rousseau.com) for more suggested models.



30" x 21" x 32" R5ADD-3003  
30" x 27" x 32" R5ADG-3003



36" x 18" x 40" R5AEC-3805  
36" x 24" x 40" R5AEE-3805



36" x 18" x 45 1/2" R5BEC-3801  
36" x 24" x 45 1/2" R5BEE-3801



36" x 18" x 37 1/2" R5BEC-3001  
36" x 24" x 37 1/2" R5BEE-3001



36" x 24" x 74" R5XEE-1003



48" x 24" x 60" R5AHE-5809  
48" x 27" x 60" R5AHG-5809



48" x 24" x 40" R5AKE-3807  
48" x 27" x 40" R5AHG-3807



48" x 24" x 37 1/2" R5BHE-3011  
48" x 27" x 37 1/2" R5BHG-3011



48" x 24" x 40" R5AHE-3803  
48" x 27" x 40" R5AHG-3803



48" x 27" x 45 1/2" R5DHG-3803  
60" x 27" x 45 1/2" R5DKG-3803



R5AKE-5801 60" x 24" x 60"  
R5AKG-5801 60" x 27" x 60"



72" x 24" x 40" R5XLE-1102

For more information, contact our representative:



Usable height of drawers is minus one (1) inch.



Drawer partitioning is included in all models with drawers featured on this page.

### ROUSSEAU METAL INC.

105, AVENUE DE GASPÉ OUEST  
SAINT-JEAN-PORT-JOLI (QUÉBEC)  
G0R 3G0 CANADA  
[WEBSITE](http://www.rousseau.com)  
[rousseau.com](http://rousseau.com)

**END USERS**  
1.866.463.4270  
**EMAIL**  
[info@rousseau.com](mailto:info@rousseau.com)

**DISTRIBUTORS**  
1.800.463.4271  
**DISTRIBUTORS ACCESS**  
[e-rousseau.com](http://e-rousseau.com)

